



How-To and Price Guide For Your Lawn and Garden

Contents

Soil and Lawn:

- Top Dressing Your Lawn.....page 3
- Lawn Aeration.....page 4
- Lawn Dethatching.....page 5
- Overseeding Your Lawnpage 6
- Triple Mix For Your Gardenpage 6/7
- Organic Compostpage 7/8
- How Much Soil Do You Need?page 9
- **Pricing: Top Soil and Lawn Servicespage 10**

Mulch:

- Benefits of Mulchpage 11-12
- How Much Mulch Do You Need?page 13
- How To Install Mulchpage 13
- **Pricing: Mulch Delivery and Spreadingpage 13**

River Rock, Stone and Gravel:

- Benefits of Rock Gardenspage 14-15
- **Pricing: River Rock, Stone and Gravelpage 16-20**
- How Much Gravel and River Rock Do You Need?page 21
- How Much Gravel Do You Need?page 21

Sod

- Sod Delivery and Installationpage 22

SOIL AND LAWN

At Viking Soil we believe that first impressions are lasting, and that a beautiful home starts with a beautiful lawn. That's why we offer delivery and/or spreading of quality topsoil, overseeding, and aerating for your lawn. We also offer functional and finishing services such as delivery and spreading of mulch, river rock, and gravel. And finally, Viking Soil specializes in the delivering and installing Kentucky Blue Grass sod for both large and small spaces. Whatever your lawn and garden needs to look its best, Viking Soil is determined to ensure you make the *right* first impression.



The following booklet simplifies the purpose of each product and service. Whether you are considering topsoil, sod, mulch, or rock, we want to help you understand what you need (and why you need it) as well as how much you need to get the look you want.

***Surprises can be fun, but **not** when it comes to cost! A comprehensive price list is included at the end of each section so that you know what to expect.

Top Dressing Your Lawn

Our top dressing soil mixture is a blend of peat moss, sand and organic compost. There are several benefits to dressing your lawn with fresh top soil each spring.

Health - A denser lawn deters weed growth. Annual top dressing helps your lawn to ward off disease and to resist pests, moss, and weed infestations.

Functionality - Adding sandy soil improves your lawn's ability to retain moisture, increasing its resistance to drought. Properties with clay soil will drain better, therefore improving root development.

Aesthetic - Adding soil to your lawn helps to even out patchy areas. Fresh soil stimulates the development of new grass shoots resulting in denser, greener coverage.

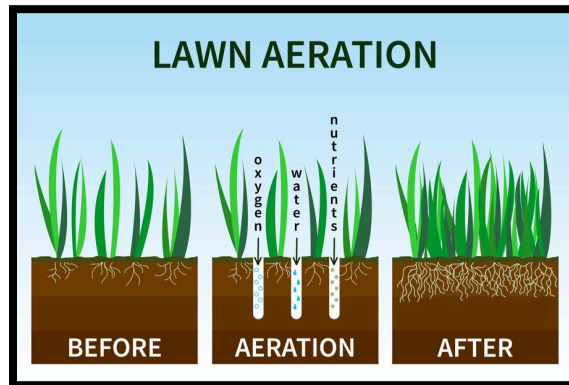
*****Recommendation:** For optimal results, aerate your lawn a few days prior to adding top dressing to allow new nutrients and microorganisms to penetrate deeper into the soil.



Aerating Your Lawn

Aerating your lawn loosens the soil so that air and water can reach down to the roots. It also combs out your grass and removes debris. It is especially important to aerate lawns that are compacted due to heavy foot traffic or many years of mistreatment and 4-season weather. If you are going to be top dressing and overseeding, we recommend that you have your lawn aerated a few days beforehand. This will give enough time for the water and air to penetrate prior to planting of seeds and adding the nutrients from the fresh soil.

The result? A happier, healthier, and greener lawn.



Viking Soil offers:

- **Core Aeration:** Ideally done in the spring or fall, core aeration punctures large holes, allowing for more air, water and nutrients to reach deeper into the soil. Core aeration uses a larger and heavier machine, sometimes requiring 2 crew members to transport. It is the suggested option for large lawns.



- **Slit Tine Aeration:** More effective during the dry/summer months, slit tine aeration removes thatch (below surface grass). Instead of holes, this process slices the ground. A slit tine machine is smaller and can aerate small, hard to reach spaces.



Always make sure that your lawn is properly hydrated. Moisture is critical to a healthy lawn. A steady, watering routine will maximize the benefits of aeration.

*****Recommendation:** We suggest you combine aeration with overseeding. Overseeding can have surprisingly effective results. The combination of air, nutrients, space, and water following aerating creates an optimal environment for new seeds to flourish.

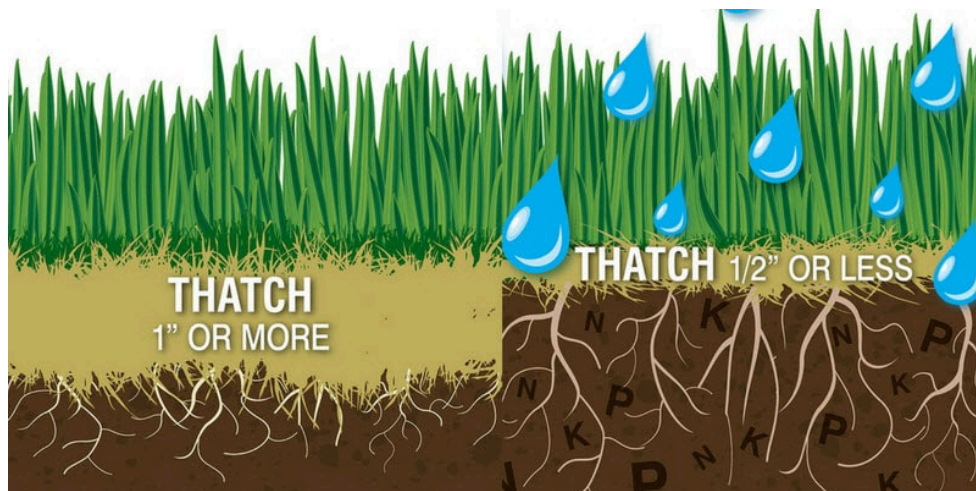
Dethatching Your Lawn

Thatch is a matted layer of grass stems, roots, and other organic debris that builds up faster than it can decompose. Thatch accumulates immediately below the green surface of the lawn on top of the soil at the base of the blades. A layer of thatch that is less than ½ inch thick is normal and doesn't present cause for action. In fact, a thin layer of thatch is a good thing: it reduces soil compaction and increases tolerance for cold and heat by protecting the crown (the point on the plant where the grass growth originates). Thatch can also reduce water loss through evaporation.

If the thatch is more than ½ inch thick, it may be time to dethatch your lawn. Your grass won't have access to air, water and nutrients because the thatch blocks them from reaching the roots. A thick layer of thatch can harbor disease-causing insects, and fungi, prolong high humidity that promotes disease, and bind or tie up pesticides. And as thatch builds, grass roots knit into the thatch layer instead of the soil, where they easily succumb to environmental stresses such as prolonged periods of hot, dry weather.

When should I DETHATCH my lawn?

Dethatching lawns should only be done when conditions are best to promote rapid recovery of your grass. In the Greater Toronto Area, the best time to dethatch is early-Spring or early-Fall. At Viking, we can dethatch your lawn for you. Combine this with lawn aeration, top dressing and overseeding to maximize the potential of your lawn!

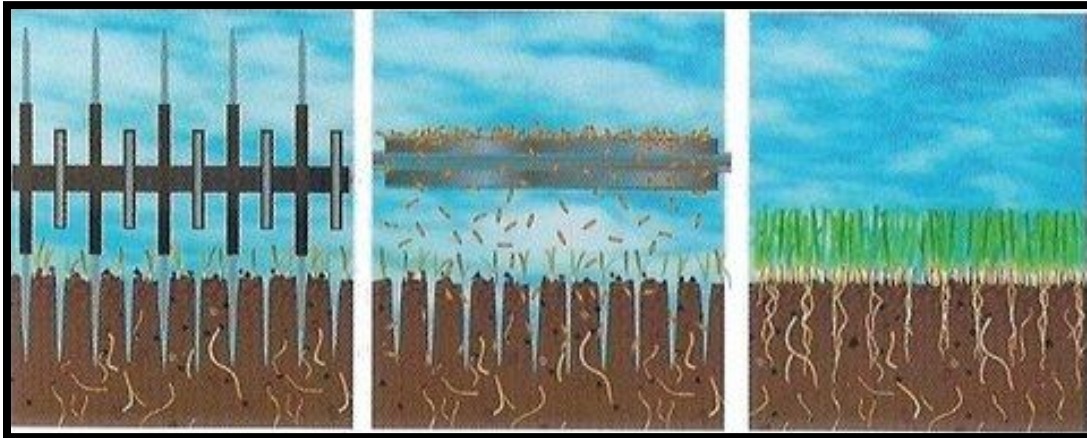


Overseeding Your Lawn

Overseeding your lawn is the deposition of new grass seed on top of your existing grass. Adding new grass prevents weed growth and promotes a denser and healthier lawn. Overseeding should be done following aeration but prior to top soil dressing.

Note: You should wait at least 6 weeks after overseeding before fertilizing your lawn. Otherwise, the herbicide elements of the fertilizer will prohibit the germination of the new seeds, mistaking them for weeds.

***NEW FOR 2024:** We offer the spreading of 'Scotts Turf Builder Lawn Food For New Grass' in combination with overseeding. This product contains a high phosphorus content which is crucial to prioritizing strong, deep root systems and is fantastic for a strong, thick, durable lawn.



At Viking, your grass is our business. We aerate, overseed, and deliver and/or spread top dressing soil.


But that's not all we do! We also have soil made for your gardens to keep them both beautiful and fortified. Consider Triple Mix and/or Organic Compost for your gardens and flower beds.

Triple Mix For Your Garden

Good quality soil helps plants grow stronger and eliminates the need for chemical fertilizers. Triple mix soil combines three important elements.

1. Compost
2. Peat Moss
3. Black Loam

Triple mix nourishes plants, flowers, vegetables, trees, and shrubs. It assists in breaking up heavy clay soils, and refreshes sandy soil by providing it with an abundance of nutrients.



At Viking, we deliver bulk amounts of triple mix to your property. For an additional fee, we also transport and spread the heavy soil right into your gardens for a convenient experience and professional look.

Organic Compost

Choosing organic compost reintroduces your gardens' essential minerals and nutrients, giving grass and plants the best chance for a healthy life. It is best to top up your soil with organic compost in **early spring or late fall** and prepare it for the next growing season.

Note *Organic compost is also a great option for your lawn!**

When used as a top dressing for your grass, organic compost:

- stimulates root growth and improves seed germination
- provides a well rounded food source for your soil
- promotes the growth of helpful microbes
- helps maintain moisture levels within your soil
- combats soil disease and pathogens
- improves fertilizer results

At Viking we offer organic compost processed by the Region of Peel Organics Recycling Program as our main source for organic compost*. As an alternative, we can also offer mushroom compost, however the customer should do their research first before ordering mushroom compost as it contains a concentration of some nutrients that can prevent the germination of some plants.



At Viking, we deliver bulk amounts of organic compost to your property. For an additional fee, we also transport and spread the heavy soil right into your gardens (or lawn) for a convenient experience and professional look.

How Much Soil Do You Need?

Below is a chart outlining how much soil you need based on the square footage of coverage, and desired depth of soil. When top dressing your lawn in normal conditions, it is recommended that you cover your lawn with ½ inch of soil. However you may need to add more depending on the condition of your lawn. *Please note that all calculations are approximate.*

	1 Cubic Yard	1.5 Cubic Yards	2 Cubic Yards	2.5 Cubic Yards	3 Cubic Yards
½ Inch Depth	650 ft ²	975 ft ²	1,300 ft ²	1,620 ft ²	1,945 ft ²
1 Inch Depth	325 ft ²	485 ft ²	650 ft ²	810 ft ²	970 ft ²
2 Inches Depth	160 ft ²	245 ft ²	325 ft ²	400 ft ²	485 ft ²
3 Inches Depth	110 ft ²	160 ft ²	215 ft ²	270 ft ²	325 ft ²

Types of soil:

- **Ultra Premium Top Dressing** (light/fine top dressing for pristine lawns, golf courses)
- **Black Premium Topsoil** (best used for top dressing lawns)
- **Triple Mix** (best used for gardens, plants, flowers)
- **Basic Screened Landscape Topsoil** (best used for grading)
- **50:50 Mix** (50% triple mix and 50% landscape soil, most commonly used when sodding)
- **Organic Compost** (most commonly used in gardens for top dressing lawns)
- **Cow Manure** (most commonly used in gardens)



2024 Pricing - Soil

(prices do not include HST)

<u>Product/Service</u>	<u>1 Cubic Yard</u>	<u>1.5 Cubic Yards</u>	<u>2 Cubic Yards</u>	<u>2.5 Cubic Yards</u>	<u>3 Cubic Yards</u>
Top Soil (Delivery only)	\$125	\$165	\$200	\$240	\$275
Top Soil (Delivery + spreading)	\$195	\$285	\$370	\$460	\$525
Ultra Premium Lawn Top Dressing (Delivery Only)	\$175	\$225	\$250	\$300	\$350
Ultra Premium Lawn Top Dressing (Delivery + spreading)	\$250	\$375	\$500	\$625	\$750
Compost/Manure (Delivery only)	\$130	\$170	\$210	\$260	\$300
Compost/Manure (Delivery + spreading)	\$195	\$285	\$370	\$460	\$525

Pricing - Lawn Services

Overseeding:

- 4 kg Bag: **\$55*** (good for when top dressing your lawn with 1-2 cubic yards of soil)
- 10 kg Bag: **\$110*** (good for when top dressing your lawn with 3-5 cubic yards of soil)
- Spreading/Broadcasting of Seed: **\$35*** (homeowner may choose to purchase own seed)
***with the purchase of soil and/or spreading**
- Scotts Turf Builder Starter Lawn Food For New Grass: **\$35***<500 square feet, **\$50***<1,000 square feet, **\$65***<1,500 square feet, **\$75***<2,000 square feet ***with the purchase of soil and/or spreading**

Lawn Cutting Prior To Top Dressing/Spreading (recommended 1.0 - 1.5" length):

- Under 1,000 square feet: **\$35***
- Between 1,000 and 2,000 square feet: **\$55***
***with the purchase of soil and/or spreading**

Lawn Dethatching - Includes Cutting, Dethatching, Collection of Thatch:

- Front Yard: **\$60*** (under 1,500 square feet)
- Front and Backyard: **\$90*** (under 2,000 total square feet, and must be easily accessible)
***with the purchase of soil and/or spreading**

If your yard is larger than 2,000 square feet please inquire for a quote.

Core (Plug) Lawn Aeration:

- Front Yard: **\$60*** (under 1,500 square feet)
- Front and Backyard: **\$90*** (under 2,000 total square feet, and must be easily accessible)
***with the purchase of soil and/or spreading**

If your yard is larger than 2,000 square feet please inquire for a quote.

Slit Tine (Blade) Lawn Aeration:

- Front/Back Yard: **\$35*** (under 1,500 total square feet)

Rototilling: Rototilling is the removal of grass. Viking offers professional grade rototilling. We will also provide a dump trailer for soil disposal but we **do not** provide the labour for soil removal.

MULCH

Mulch gives your gardens a polished look, fights off pests and promotes the growth of healthier plants. Here are some of the benefits of finishing your garden beds with mulch:

1. **Weed and Moisture Control** - Mulch can act as a barrier against weeds by limiting their access to sunlight and stunting their growth. Mulch also absorbs and retains more water, reducing the effects of evaporation and helping to retain moisture in your soil.
2. **Protection From Erosion** - Mulch is made up of layers of organic materials. Its composition retains much needed moisture. It also protects against soil-related erosion and protects against erosion by breaking the fall of rainwater.
3. **Nutrients** - Each variety of mulch is composed of organic and non-organic materials. These ingredients provide your garden with added nutrients, encouraging the best overall health and vibrancy of your plants.
4. **It Looks Great!** - Fresh mulch adds colour and brings your garden beds and yard to life. We offer several colours of mulch to give you the look that you want.

- Natural Cedar
- Black
- Red
- Brown
- Mahogany
- Shredded Pine

*****Here are some colour choosing tips:**

If you plant dark foliage or dark green colours, almost any mulch colour works. Pick a mulch colour that does not work against the colour of your blooms. For example, white flowers look beautiful with red mulch. However, you can't go wrong with black or brown mulch because these colours make flowers stand out in your outdoor space.

Black: when you use black mulch around green foliage it really pops. For gray and contemporary homes, we recommend black mulch.

Brown: For red brick homes try brown mulch.

Red: If you use more Terra Cottas, golds and warm tones in your outdoor space, red mulch may be the right one for you.



At Viking Soil we know all the reasons to choose mulch, but we also know that its a dirty job. That's why we offer bulk delivery and/or installation of mulch so you get all benefits and none of the mess. **additional charges apply to all spreading services*

How Much Mulch Do You Need?

Below is a chart outlining how much mulch you require based on the square footage of coverage, and desired depth of mulch. **It is recommended that you use a 3-inch layer of mulch for best results**, however you may choose to use less. Please note that all calculations are approximate.

	<u>1 Cubic Yard</u>	<u>2 Cubic Yards</u>	<u>3 Cubic Yards</u>	<u>4 Cubic Yards</u>	<u>5 Cubic Yards</u>
1 Inch Depth	325 ft ²	650 ft ²	970 ft ²	1,300 ft ²	1,620 ft ²
2 Inches Depth	160 ft ²	325 ft ²	485 ft ²	650 ft ²	810 ft ²
3 Inches Depth	110 ft ²	215 ft ²	325 ft ²	430 ft ²	540 ft ²

How To Install Mulch:

Existing/Old Garden Beds: We recommend a 3-inch layer of mulch, spread evenly on top of your existing garden soil. It is never a bad idea to top up the garden beds with a fresh layer of garden soil or triple mix prior to spreading the mulch on top, to build up the garden beds, as well as provide them with the essential nutrients to support the health of your flowers and plants.

New Gardens: When creating a new garden, you will want to measure, cutout, and pin down landscape fabric. This will act as a weed barrier, to prohibit weeds from growing through the soil into your new garden. Next, you will want to spread fresh garden soil or triple mix on top of the fabric and plant your garden. You will finish off by spreading a 3-inch layer of mulch on top of your garden soil and around your plants.

Pricing - Mulch

(prices do not include HST)

	<u>1 Cubic Yard</u>	<u>2 Cubic Yards</u>	<u>3 Cubic Yards</u>	<u>4 Cubic Yards</u>	<u>5 Cubic Yards</u>
Mulch (Delivery Only)	\$150	\$225	\$300	\$375	\$425
Mulch (Delivery + Spreading)	\$210	\$380	\$550	\$700	\$850

RIVER ROCK, STONE, AND GRAVEL

At Viking Soil, we also supply and install river rock, stone, and gravel. These materials can be used to complete gardens and flower beds, as well as for drainage or walkway gaps in between houses. Stone can also be used as a floor in itself on small patios or platforms, or beside a swimming pool or pond.

There are several types of rock, some of the most popular and affordable being pea stone, white dolomite, or small and large river rock. When choosing a stone product, you must consider the function and aesthetic of the job.

Here are some of the benefits of choosing a rock garden for your outdoor space:

1. **Relatively Low Maintenance** - Compared to other gardens, rock gardens require little maintenance, especially if fabric has been installed prior to spreading the stone. In fact, a stone finish can even reduce the maintenance of your existing garden. Depending on what is planted, a rock garden can eliminate the need for intense watering, pruning, and mowing.
2. **Great For All Climates** - Whether it be extreme heat, or blistering cold, treacherous wind or droughts, rock gardens can survive harsh climates. Plant life that are typically paired with rock are tough, and the stones serve to anchor down your garden.
3. **Enjoyable All Year Round** - Rock gardens can be enjoyed throughout the year. With the right combination of flowers and plants, your rock finish can look great in every season.
4. **Adds Texture And Diversity** - One of the best aspects of a rock garden is the unique texture and diversity it can bring to your property. Various rock sizes and colours can create strength, depth, and structure to your property while maintaining a tranquil appeal.



Drainage and Walkway Gaps

If you need gravel for more practical uses, such as drainage or walkway gaps in between houses, we can provide you with the type, size and colour that you need. Regardless of the type of rock, stone or gravel you're working with, it is essential to pin professional landscape fabric on the ground prior to spreading your gravel so that weeds and grass do not grow through. The additional upfront labour and cost will save you the stress later on.

At Viking, we supply and/or install all rocks, stone, and gravel. **additional charges apply to all spreading services*







Pricing - River Rock, Stone and Gravel






(prices do not include HST)






<u>Product/Service</u>	<u>1 Cubic Yard</u>	<u>1.5 Cubic Yards</u>	<u>2 Cubic Yards</u>	<u>2.5 Cubic Yards</u>	<u>3 Cubic Yards</u>
Local River Rock (1-3" or 3-6") (Delivery Only)	\$185	\$250	\$325	\$395	\$500
Local River Rock (1-3" or 3-6") (Delivery + Spreading)	\$285	\$425	\$570	\$710	\$855
Granite River Rock (1-3" or 3-6") (Delivery Only)	\$265	\$410	\$510	\$635	\$735
Granite River Rock (1-3" or 3-6") (Delivery + Spreading)	\$365	\$545	\$730	\$910	\$1,095
¾ Clear Gravel (Delivery Only)	\$145	\$200	\$235	\$285	\$325
¾ Clear Gravel (Delivery + Spreading)	\$245	\$365	\$490	\$610	\$735
¾" Red Chip Brick (Delivery Only)	\$240	\$325	\$415	\$510	\$580
¾" Red Chip Brick (Delivery + Spreading)	\$340	\$525	\$700	\$875	\$1,050
⅜" Red Chip Brick (Delivery Only)	\$270	\$415	\$520	\$640	\$750
⅜" Red Chip Brick (Delivery + Spreading)	\$370	\$550	\$740	\$925	\$1,100
1" - 2" Black Granite (Delivery Only)	\$250	\$335	\$425	\$520	\$600
1" - 2" Black Granite (Delivery + Spreading)	\$350	\$525	\$700	\$875	\$1,050
1" - 1.5" Pink Granite (Delivery Only)	\$265	\$410	\$510	\$635	\$735

<u>Product/Service</u>	<u>1 Cubic Yard</u>	<u>1.5 Cubic Yards</u>	<u>2 Cubic Yards</u>	<u>2.5 Cubic Yards</u>	<u>3 Cubic Yards</u>
1" - 1.5" Pink Granite (Delivery + Spreading)	\$365	\$545	\$730	\$910	\$1,095
1" White Dolomite (Delivery Only)	\$265	\$410	\$510	\$635	\$735
1" White Dolomite (Delivery + Spreading)	\$365	\$545	\$730	\$910	\$1,095
Limestone Screening (Delivery Only)	\$140	\$195	\$240	\$275	\$350
Limestone Screening (Delivery + Spreading)	\$245	\$365	\$470	\$610	\$735
Limestone Crusher Run (Delivery Only)	\$145	\$200	\$240	\$285	\$365
Limestone Crusher Run (Delivery + Spreading)	\$245	\$365	\$490	\$610	\$735
High Performance Bedding - HPB (Delivery Only)	\$145	\$200	\$240	\$285	\$365
High Performance Bedding - HPB (Delivery + Spreading)	\$245	\$365	\$490	\$610	\$735
3/8 Pea Gravel (Delivery Only)	\$145	\$200	\$235	\$285	\$360
3/8 Pea Gravel (Delivery + Spreading)	\$245	\$365	\$490	\$610	\$735

***we also provide professional grade landscape fabric and pinning at additional cost**

Product	Description
 <p data-bbox="215 537 654 569">Small (1" - 3") Local River Rock</p>	<p data-bbox="691 285 1365 558">Small (1" – 3") Local River Rock is a washed round stone that is a mix of grey and tan colours and varies in size. Also sometimes referred to as “Potato Stone” this product is typically used for ground cover or as a decorative addition to landscape designs.</p>
 <p data-bbox="215 856 654 888">Large (3" - 6") Local River Rock</p>	<p data-bbox="691 604 1365 877">Large (3" – 6") Local River Rock is a washed round stone that is a mix of grey and tan colours and varies in size. Also sometimes referred to as “Potato Stone” this product is typically used for ground cover or as a decorative addition to landscape designs.</p>
 <p data-bbox="241 1173 628 1236">Small (1" - 3") Granite River Rock</p>	<p data-bbox="691 921 1385 1194">Small (1" - 3") Granite River Rock is a round, brightly coloured alternative to our local river rock. It is most commonly used as a decorative ground cover. The 1" Granite Pebble is especially colorful when wet, making it a popular choice for pond applications.</p>
 <p data-bbox="241 1524 628 1587">Large (3" - 6") Granite River Rock</p>	<p data-bbox="691 1272 1409 1545">Large (3" – 6") Granite River Rock is a round, brightly coloured alternative to local river rock that varies in size. It is commonly used as decorative ground cover or as a natural edge to small garden beds. It is especially colourful when wet making it a popular choice for pond applications.</p>

 <p>3/4 Clear Gravel</p>	<p>3/4" Clear is a crushed, washed limestone gravel that is most commonly used for drainage. This product can be used as a base under concrete pads, under and around weeping tile, under decks, or as decorative ground cover.</p>
 <p>3/4" Red Chip Brick</p>	<p>3/4" Red Chip Brick is a crushed gravel that is commonly used as ground cover for driveways, patios, and walkways. It's a lighter gravel that can also be used as a permanent alternative to mulch in garden beds.</p>
 <p>3/8" Red Chip Brick</p>	<p>3/8" Red Chip Brick is a crushed gravel that is commonly used as ground cover for patios and walkways. It's a lighter gravel that can also be used as a permanent alternative to mulch in garden beds.</p>
 <p>1" - 2" Black Granite</p>	<p>Black Granite is a 1" – 2" sized crushed gravel that has a charcoal grey colour. It is most commonly used as decorative ground cover.</p>
 <p>1" - 1.5" Pink Granite</p>	<p>Pink Granite is a 1" – 1.5" sized crushed gravel that has a bright pink colour. It is most commonly used as decorative ground cover.</p>

 <p>1" White Dolomite</p>	<p>1" White Dolomite is a crushed gravel that has a shiny bright-white colour. It is typically used as decorative ground cover.</p> <p>*** 1"White Marble is a good substitute for dolomite when dolomite is unavailable***</p>
 <p>Limestone Screening</p>	<p>Limestone Screening is crushed to a fine consistency that when compacted, makes it a perfect base material. This product is typically used under driveways, patios, walkways and other stone installations.</p>
 <p>Limestone Crusher Run</p>	<p>Limestone Crush is a 3/4" or smaller gravel that can be used to create a hard, packed surface. It is typically used as a base material in combination with screening under driveways, patios, walkways and retaining walls.</p>
 <p>High Performance Bedding (HPB)</p>	<p>HPB (High Performance Bedding) is a crushed, washed limestone that is about 1/4" in size. This product is a self-compacting base material that can be used as a replacement for crushed gravel and screening in patios and walkways. HPB is particularly good for areas with poor drainage as it allows for water to pass through it back into the ground.</p>
 <p>3/8 Pea Gravel</p>	<p>Pea Gravel (Pea Stone) is a washed round gravel that is a mix of grey and tan colours. It is typically used as a decorative addition to landscape designs, for walkways, dog runs, and other ground cover applications.</p>

How Much Stone/Gravel Do You Need?

Below is a chart outlining how much stone and gravel you require based on the square footage of coverage, and desired depth of stone. Please note that all calculations are approximate.

River Rock:

	<u>1 Cubic Yard</u>	<u>1.5 Cubic Yards</u>	<u>2 Cubic Yards</u>	<u>2.5 Cubic Yards</u>	<u>3 Cubic Yards</u>
3 Inches Depth	100 ft ²	155 ft ²	205 ft ²	260 ft ²	310 ft ²
6 Inch Depth	50 ft ²	80 ft ²	100 ft ²	130 ft ²	155 ft ²
9 Inches Depth	35 ft ²	50 ft ²	70 ft ²	85 ft ²	100 ft ²
12 Inches Depth	25 ft ²	40 ft ²	50 ft ²	65 ft ²	80 ft ²

Gravel:

	<u>1 Cubic Yard</u>	<u>1.5 Cubic Yards</u>	<u>2 Cubic Yards</u>	<u>2.5 Cubic Yards</u>	<u>3 Cubic Yards</u>
3 Inches Depth	110 ft ²	160 ft ²	215 ft ²	270 ft ²	325 ft ²
6 Inch Depth	55 ft ²	80 ft ²	110 ft ²	135 ft ²	160 ft ²
9 Inches Depth	35 ft ²	55 ft ²	70 ft ²	90 ft ²	110 ft ²
12 Inches Depth	25 ft ²	40 ft ²	55 ft ²	65 ft ²	80 ft ²

SOD

Sometimes overseeding is just not enough. If your grass is badly damaged, or if no grass has ever been planted, you may decide to install sod. Sod is a roll of established grass with a soil base that instantly transforms your unfinished space into a lush and beautiful lawn.

Sod Delivery And D.I.Y. Kits

If you'd like to install your own sod, Viking Soil can provide you with the sod rolls and topsoil you need to Do-It-Yourself. If you have existing grass, we will remove it for you (rototilling), deliver our french Kentucky Bluegrass rolls to your front or backyard, and provide some helpful guidance so that you can get the job done!

Price: Our sod rolls are 5' x 2' = 10 square feet each. There are various factors that vary the price of sod delivery. Please contact us for a quote.

**Sod delivery and D.I.Y. Kits are available all season.*

Complete Lawn Restoration and Installation

But if you'd rather, Viking Soil takes care of the whole job! You can sit back and relax as we:

- Rototill your existing lawn (if applicable)
- Dispose of the old soil and turf
- Deliver and spread of fresh top soil
- Deliver and install your Kentucky Bluegrass sod

**Please note, complete lawn restorations and installations are booked July 1st and on.*

Price: Complete new lawn installations will vary in price between \$1.00 and \$2.00 per square foot, depending on the specifics of your project. Contact us for a quote.

