

SPRING 2026

# PRICE GUIDE

A N D H O W - T O



VIKING  
LANDSCAPING &  
LAWN CARE

YOUR LAWN & GARDEN<sup>1</sup>



# CONTENTS



## LAWN & SOIL

HOW TO CARE FOR AND MAINTAIN  
YOUR LAWN & GARDEN

- *Top-Dressing Your Lawn* - Page 4
- *Lawn Aeration* - Pages 5-6
- *Lawn Dethatching* - Page 7
- *Overseeding Your Lawn* - Page 8
- *Triple Mix For Your Garden* - Page 9
- *Organic Compost* - Page 10
- *How Much Soil Do You Need?* - Page 11
- *Pricing: Top Soil & Lawn Care Services* - Pages 12-14

## MULCH

USING MULCH TO ENHANCE  
YOUR GARDEN

- *Benefits of Mulch* - Pages 15-16
- *How Much Mulch Do You Need?* - Page 17
- *How To Install Mulch* - Page 17
- *Pricing: Mulch Delivery and Spreading* - Page 18

## ROCK & STONE

GRAVEL, ROCKS OR STONE FOR  
DECORATION AND FUNCTION

- *Benefits of Rock Gardens* - Pages 19-20
- *How Much Gravel/Rock/Stone Do You Need?* - Page 21
- *Products: Rock/Stone/Gravel* - Pages 22-23
- *Pricing: River Rock, Stone & Gravel* - Pages 24-25

## FRESH SOD

FRESH KENTUCKY BLUEGRASS  
SOD FOR A BRAND NEW LAWN

- *Sod Delivery & Installation* - Pages 26-27

## CONTACT US

- *Phone/E-mail/Website/Socials* - Page 28

\*HST APPLIES TO ALL PRICES SHOWN IN THIS PRICE GUIDE.

\*\*PRICES INCLUDE MATERIAL, DELIVERY, AND SPREADING (WHEN APPLICABLE). MATERIALS WILL BE DELIVERED LOOSE ONTO THE DRIVEWAY, NOT IN A BAG. IF THE CUSTOMER WANTS TO REQUEST DIFFERENT DELIVERY INSTRUCTIONS THEY MAKE SPEAK TO OUR DELIVERY DRIVER, BUT THERE ARE NO GUARANTEES. ADDITIONAL CHARGES APPLY TO DELIVERIES OUTSIDE OUR DELIVERY AREA.

\*\*\*IF YOU REQUIRE MORE THAN 4 x CUBIC YARDS OF ANY MATERIAL PLEASE INQUIRE.



# Lawn & Soil

At Viking, we believe that first impressions are lasting, and that a beautiful home starts with a beautiful lawn & garden. That's why we offer delivery and/or spreading of quality topsoil, overseeding, and aerating for your lawn. We also offer functional and finishing services such as delivery and spreading of mulch, river rock, and gravel. And finally, Viking Landscaping & Lawn Care specializes in the delivering and installing Kentucky Blue Grass sod for both large and small spaces. Whatever your lawn and garden needs to look its best, Viking is determined to ensure you make the right first impression.



The following booklet simplifies the purpose of each product and service. Whether you are considering topsoil, sod, mulch, rock, stone or a brand new lawn, we want to help you understand what you need (and why you need it) as well as how much it will cost to get the look you want.

**\*\*\*Surprises can be fun, but not when it comes to cost! A comprehensive price list is included at the end of each section so that you know what to expect.**

# Top Dressing Your Lawn

Our top dressing soil mixture is a blend of peat moss, sand and organic compost. There are several benefits to dressing your lawn with fresh top soil each spring.

**Health** - A denser lawn deters weed growth. Annual top dressing helps your lawn to ward off disease and to resist pests, moss, and weed infestations.

**Functionality** - Adding sandy soil improves your lawn's ability to retain moisture, increasing its resistance to drought. Properties with clay soil will drain better, therefore improving root development.

**Aesthetic** - Adding soil to your lawn helps to even out patchy areas. Fresh soil stimulates the development of new grass shoots resulting in denser, greener coverage.

*\*\*\*Recommendation: For optimal results, aerate your lawn prior to adding top dressing to allow new nutrients and microorganisms to penetrate deeper into the soil.*

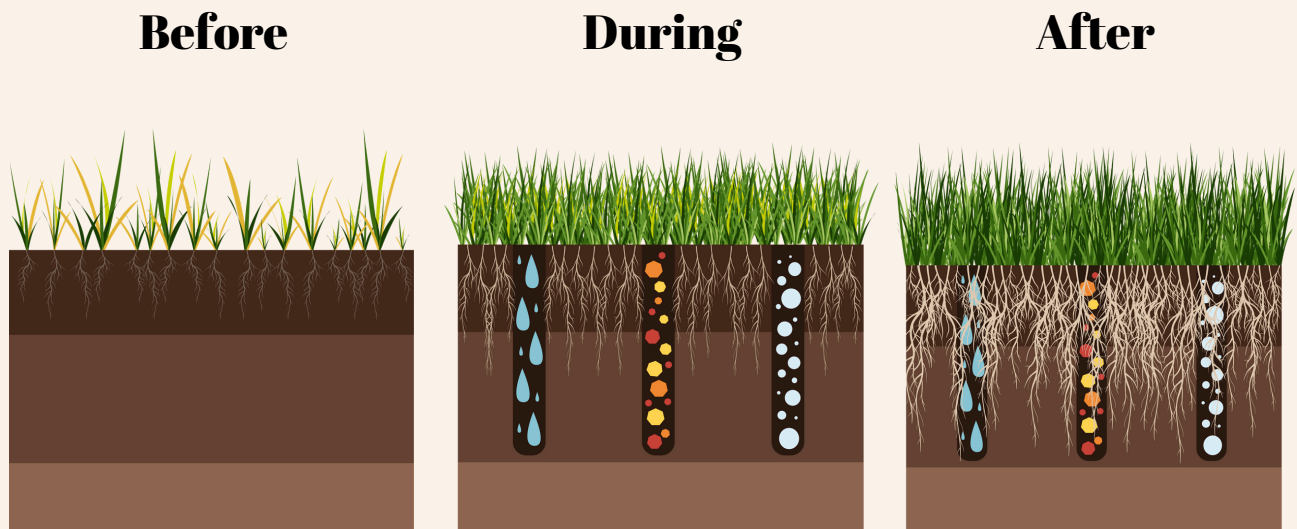




# Aerating Your Lawn

Aerating your lawn loosens the soil so that air and water can reach down to the roots. It also combs out your grass and removes debris. It is especially important to aerate lawns that are compacted due to heavy foot traffic or many years of mistreatment and 4-season weather. If you are going to be top dressing and overseeding, we recommend that you have your lawn aerated a few days beforehand. This will give enough time for the water and air to penetrate prior to planting of seeds and adding the nutrients from the fresh soil.

The result? A happier, healthier, and greener lawn.



Viking offers two different types of lawn aeration based on the time of year as well as your lawn's needs:



# Core Aeration



Ideally done in the spring or fall, core aeration punctures large holes, allowing for more air, water and nutrients to reach deeper into the soil. Core aeration uses a larger and heavier machine, sometimes requiring 2 crew members to transport. It is the suggested option for large lawns.

# Slit Tine Aeration



More effective during the dry/summer months, slit tine aeration removes thatch (below surface grass). Instead of holes, this process slices the ground. A slit tine machine is smaller and can aerate small, hard to reach spaces.

---

Always make sure that your lawn is properly hydrated. Moisture is critical to a healthy lawn. A steady, watering routine will maximize the benefits of aeration.

**\*\*\*Recommendation: We suggest you combine aeration with overseeding. Overseeding can have surprisingly effective results. The combination of air, nutrients, space, and water following aerating creates an optimal environment for new seeds to flourish.**



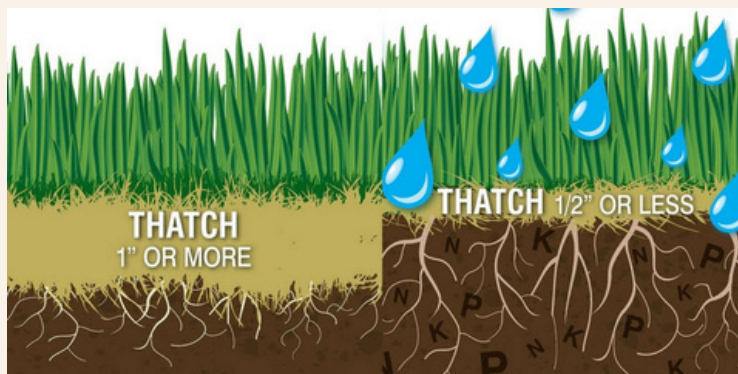
# Dethatching Your Lawn

*Thatch* is a matted layer of grass stems, roots, and other organic debris that builds up faster than it can decompose. Thatch accumulates immediately below the green surface of the lawn on top of the soil at the base of the blades. A layer of thatch that is less than ½ inch thick is normal and doesn't present a cause for action. In fact, a thin layer of thatch is a good thing: it reduces soil compaction and increases tolerance for cold and heat by protecting the crown (the point on the plant where the grass growth originates). Thatch can also reduce water loss through evaporation.

If the thatch is more than ½ inch thick, it may be time to dethatch your lawn. Your grass won't have access to air, water and nutrients because the thatch blocks them from reaching the roots. A thick layer of thatch can harbour disease-causing insects, and fungi, prolong high humidity that promotes disease, and bind or tie up pesticides. And as thatch builds, grass roots knit into the thatch layer instead of the soil, where they easily succumb to environmental stresses such as prolonged periods of hot, dry weather.

## ***When should I DETHATCH my lawn?***

Dethatching lawns should only be done when conditions are best to promote rapid recovery of your grass. In the Greater Toronto Area, the best time to dethatch is early-Spring or early-Fall. At Viking, we can dethatch your lawn for you. Combine this with lawn aeration, top dressing and overseeding to maximize the potential of your lawn!





# Overseeding Your Lawn

Overseeding your lawn is the deposition of new grass seed on top of your existing grass. Adding new grass prevents weed growth and promotes a denser and healthier lawn. Overseeding should be done following aeration but prior to top soil dressing.

**Note:** You should wait at least 6 weeks after overseeding before fertilizing your lawn. Otherwise, the herbicide elements of the fertilizer will prohibit the germination of the new seeds, mistaking them for weeds.

We offer the spreading of 'Scotts Turf Builder Lawn Food For New Grass' in combination with overseeding. This product contains a high phosphorus content which is crucial to prioritizing strong, deep root systems and is fantastic for a strong, thick, durable lawn.



At Viking, your grass is our business. We aerate, overseed, and deliver and/or spread top dressing soil.


But that's not all we do! We also have soil made for your gardens to keep them both beautiful and fortified. Consider Triple Mix and/or Organic Compost for your gardens and flower beds.

# Triple Mix For Your Garden

Good quality soil helps plants grow stronger and eliminates the need for chemical fertilizers. Triple mix soil combines three important elements:

1. Organic Compost
2. Peat Moss
3. Black Loam

Triple mix nourishes plants, flowers, vegetables, trees, and shrubs. It assists in breaking up heavy clay soils, and refreshes sandy soil by providing it with an abundance of nutrients.



At Viking, we deliver bulk amounts of triple mix to your property. For an additional fee, we also transport and spread the heavy soil right into your gardens for a convenient experience and professional look.



# Organic Compost

Choosing organic compost reintroduces your gardens' essential minerals and nutrients, giving grass and plants the best chance for a healthy life. It is best to top up your soil with organic compost in **early spring or late fall** and prepare it for the next growing season.

**Note \*\*\*Organic compost is also a great option for your lawn!**

When used as a top dressing for your grass, organic compost:

- stimulates root growth and improves seed germination
- provides a well rounded food source for your soil
- promotes the growth of helpful microbes
- helps maintain moisture levels within your soil
- combats soil disease and pathogens
- improves fertilizer results

At Viking we offer organic compost processed by the Region of Peel Organics Recycling Program as our main source for organic compost. As an alternative, we can also offer mushroom compost, however the customer should do their research first before ordering mushroom compost as it contains a concentration of some nutrients that can prevent the germination of some plants.



At Viking, we deliver bulk amounts of organic compost to your property. For an additional fee, we also transport and spread the heavy soil right into your gardens (or lawn) for a convenient experience and professional look.

# How Much Soil Do You Need?

Below is a chart outlining how much soil you need based on the square footage of coverage, and desired depth of soil. When top dressing your lawn in normal conditions, it is recommended that you cover your lawn with ½ inch of soil. However you may need to add more depending on the condition of your lawn. Please note that all calculations are approximate.


DEPTH OF SOIL	1 CUBIC YARD	1.5 CUBIC YARDS	2 CUBIC YARDS	2.5 CUBIC YARDS	3 CUBIC YARDS
1/4 Inch Depth	1,300	1,950	2,600	3,240	3,850
1/2 Inch Depth	650	975	1,300	1,620	1,925
1 Inch Depth	325	490	650	810	960
3 Inches Depth	110	160	215	270	325
6 Inches Depth	55	80	110	135	162
12 Inches Depth	25	40	55	70	80

↑ Above is the area in **SQUARE FEET** the soil will cover ↑  
*\*If top dressing your lawn in normal conditions, it is recommended that you cover your lawn with 1/4 to 1/2 inches of soil.*



**SCREENED LANDSCAPE (FILL) SOIL**

Best used for grading and backfilling



**ULTRA PREMIUM TOP DRESSING**

Light, fine top dressing for pristine lawns, golf courses




**BLACK PREMIUM TOPSOIL**

best used for top dressing lawns, seeding new lawns



**TRIPLE MIX SOIL**

Best used for gardens, plants, flowers




**50:50 MIX TOPSOIL**

50% triple mix 50% landscape soil. Best used for sodding/cedars



**ORGANIC COMPOST**

Most commonly used in gardens and for top dressing lawns



**COW MANURE**

Most commonly used in gardens



# Soil Pricing - DELIVERY ONLY

MATERIAL	CUBIC YARDS					
	1	1.5	2	2.5	3	4
Ultra Premium Top Dressing	\$195	\$250	\$285	\$340	\$395	\$500
Black Premium Top Soil	\$130	\$175	\$210	\$250	\$280	\$340
Triple Mix Top Soil	\$130	\$175	\$210	\$250	\$280	\$340
50:50 Mix Top Soil	\$130	\$175	\$210	\$250	\$280	\$340
Screened Landscape (Fill) Top Soil	\$130	\$175	\$210	\$250	\$280	\$340
Organic Compost or Cow Manure	\$140	\$180	\$220	\$260	\$300	\$350

## DELIVERY AND SPREADING

MATERIAL	CUBIC YARDS					
	1	1.5	2	2.5	3	4
Ultra Premium Top Dressing	\$275	\$400	\$540	\$615	\$800	\$1,000
Black Premium Top Soil	\$210	\$300	\$390	\$480	\$550	\$700
Triple Mix Top Soil	\$210	\$300	\$390	\$480	\$550	\$700
50:50 Mix Top Soil	\$210	\$300	\$390	\$480	\$550	\$700
Screened Landscape (Fill) Top Soil	\$210	\$300	\$390	\$480	\$550	\$700
Organic Compost or Cow Manure	\$210	\$300	\$390	\$480	\$550	\$700

# PRICING: LAWN CARE SERVICES

IN ADDITION TO SOIL AND SPREADING



## 10 LBS BAG OF GRASS SEED

PRICE: \$55

## 25 LBS BAG OF GRASS SEED

PRICE: \$110

- When seeding a new lawn: use 4-7 lbs of seed per 1,000 square feet
- When overseeding existing lawn: use 1.5-3 lbs of seed per 1,000 square feet

## OVERSEEDING: SPREADING (BROADCASTING) GRASS SEED

PRICE: \$35

The price above is in addition to the price of grass seed, however home owners can also provide us with their own grass to instead. Lawns under 5,000 square feet.



## LAWN CUTTING PRIOR TO TOP DRESSING/SPREADING

PRICE: \$35 UNDER 1,000 SQ FT  
\$55 UNDER 5,000 SQ FT

\*Recommended cut length: 1.5" - 2" inches (this is not part of our general lawn care service program, it is designed for customers top dressing/spreading soil on their lawn).

## LAWN DETHATCHING

PRICE: \$100 - FRONT+BACKYARD  
\$60 - FRONT YARD

SERVICE INCLUDES: LAWN CUT, DETHATCHING, COLLECTION OF THATCH

\*Prices above apply to lawns under 5,000 square feet total. If your lawn is larger additional charges may apply.



\*HST APPLIES TO ALL PRICES SHOWN





## CORE (PLUG) AERATION

**PRICE: \$90 - FRONT+BACKYARD**  
**\$60 - FRONT YARD**

\*Prices above apply to lawns under 5,000 square feet total. If your lawn is larger additional charges may apply.



## ROTO TILLING

**PRICE: ASK US FOR A QUOTE**

Whether you need to till your small vegetable garden, or you require your entire lawn ripped up, we can help! Pricing varies based on the type and size of your project so please inquire.

## ENTIRE SEASON LAWN HEALTH CARE PACKAGES

**PRICE: STARTS AT \$399\***

We package our services to attend to your lawn's health all season long, including:

- Top dressing, overseeding & fertilizing
- Aeration, dethatching, mulch & compost

\*pricing varies based on package and quantity



## WEEKLY LAWN CARE & MAINTENANCE PACKAGES

- **TOWNHOMES & SEMI'S START AT \$48/WEEK**
- **DETHACHED HOMES START AT \$63/WEEK**

TO COMPARE PACKAGES VISIT: [VIKINGSOIL.CA](http://VIKINGSOIL.CA)

## SPRING/FALL YARD CLEANUP

**PRICE: ASK US FOR A QUOTE**

Fall yard cleanup includes:

- leaf and yard debris cleanup
- collection and disposal

Pricing varies based on size of property and quantity of yard waste. Please inquire for a quote.




\*HST IS APPLIED TO ALL PRICES SHOWN


# Mulch

Mulch gives your gardens a polished look, fights off pests and promotes the growth of healthier plants. Here are some of the benefits of finishing your garden beds with mulch:

- **Weed and Moisture Control** - Mulch can act as a barrier against weeds by limiting their access to sunlight and stunting their growth. Mulch also absorbs and retains more water, reducing the effects of evaporation and helping to retain moisture in your soil.
- **Protection From Erosion** - Mulch is made up of layers of organic materials. Its composition retains much needed moisture. It also protects against soil-related erosion and protects against erosion by breaking the fall of rainwater.
- **Nutrients** - Each variety of mulch is composed of organic and non-organic materials. These ingredients provide your garden with added nutrients, encouraging the best overall health and vibrancy of your plants.
- **It Looks Great!** - Fresh mulch adds colour and brings your garden beds and yard to life. We offer several colours of mulch to give you the look that you want.




**BLACK MULCH**




**NATURAL CEDAR  
MULCH**



**RED MULCH**




**BROWN MULCH**



**SHREDDED PINE  
MULCH**

**Cedar Mulch** - Functional and decorative, spread in the gardens beds and around trees.

**Shredded Pine Mulch** - Pine mulch is typically used around plants that prefer acidic soil.





**\*\*\*Here are some colour choosing tips:**

*If you plant dark foliage or dark green colours, almost any mulch colour works. Pick a mulch colour that does not work against the colour of your blooms. For example, white flowers look beautiful with red mulch. However, you can't go wrong with black or brown mulch because these colours make flowers stand out in your outdoor space.*

- **Black:** *when you use black mulch around green foliage it really pops. For gray and contemporary homes, we recommend black mulch.*
- **Brown:** *For red brick homes try brown mulch.*
- **Red:** *If you use more Terra Cottas, golds and warm tones in your outdoor space, red mulch may be the right choice for you.*



At Viking we know all the reasons to choose mulch, but we also know that it's a dirty job. That's why we offer bulk delivery and/or installation of mulch so you get all benefits and none of the mess. *\*additional charges apply to all spreading services*

# How Much Mulch Do You Need?

Below is a chart outlining how much mulch you require based on the square footage of coverage, and desired depth of mulch. **It is recommended that you use a 3-inch layer of mulch for best results**, however you may choose to use less. Please note that all calculations are approximate.

DEPTH OF SOIL	1 CUBIC YARD	1.5 CUBIC YARDS	2 CUBIC YARDS	2.5 CUBIC YARDS	3 CUBIC YARDS
1/4 Inch Depth	1,300	1,950	2,600	3,240	3,850
1/2 Inch Depth	650	975	1,300	1,620	1,925
1 Inch Depth	325	490	650	810	960
3 Inches Depth	110	160	215	270	325
6 Inches Depth	55	80	110	135	162
12 Inches Depth	25	40	55	70	80
↑ Above is the area in SQUARE FEET the soil will cover ↑					
<i>*For best results, it is recommended that you use a minimum of 3 x inches of mulch.</i>					

## How To Install Mulch

**Existing/Old Garden Beds:** We recommend a 3-inch layer of mulch, spread evenly on top of your existing garden soil. It is never a bad idea to top up the garden beds with a fresh layer of garden soil or triple mix prior to spreading the mulch on top, to build up the garden beds, as well as provide them with the essential nutrients to support the health of your flowers and plants.

**New Gardens:** When creating a new garden, you will want to measure, cutout, and pin down landscape fabric. This will act as a weed barrier, to prohibit weeds from growing through the soil into your new garden. Next, you will want to spread fresh garden soil or triple mix on top of the fabric and plant your garden. You will finish off by spreading a 3-inch layer of mulch on top of your garden soil and around your plants.



# Mulch Pricing - DELIVERY ONLY

MATERIAL	CUBIC YARDS					
	1	1.5	2	2.5	3	4
Cedar Mulch (All Colours)	\$160	\$190	\$230	\$260	\$300	\$375

# DELIVERY AND SPREADING

MATERIAL	CUBIC YARDS					
	1	1.5	2	2.5	3	4
Cedar Mulch (All Colours)	\$225	\$315	\$395	\$485	\$565	\$715





# River Rock, Stone & Gravel

At Viking Landscaping & Lawn Care, we also supply and install river rock, stone, and gravel. These materials can be used to complete gardens and flower beds, as well as for drainage or walkway gaps in between houses. Stone can also be used as a floor in itself on small patios or platforms, or beside a swimming pool or pond.

There are several types of rock, some of the most popular and affordable being pea stone, white dolomite, or small and large river rock. When choosing a stone product, you must consider the function and aesthetic of the job.

Here are some of the benefits of choosing a rock garden for your outdoor space:

- **Relatively Low Maintenance** - Compared to other gardens, rock gardens require little maintenance, especially if fabric has been installed prior to spreading the stone. In fact, a stone finish can even reduce the maintenance of your existing garden. Depending on what is planted, a rock garden can eliminate the need for intense watering, pruning, and mowing.
- **Great For All Climates** - Whether it be extreme heat, or blistering cold, treacherous wind or droughts, rock gardens can survive harsh climates. Plant life that are typically paired with rock are tough, and the stones serve to anchor down your garden.
- **Enjoyable All Year Round** - Rock gardens can be enjoyed throughout the year. With the right combination of flowers and plants, your rock finish can look great in every season.
- **Adds Texture And Diversity** - One of the best aspects of a rock garden is the unique texture and diversity it can bring to your property. Various rock sizes and colours can create strength, depth, and structure to your property while maintaining a tranquil appeal.

# Drainage and Walkway Gaps

If you need gravel for more practical uses, such as drainage or walkway gaps in between houses, we can provide you with the type, size and colour that you need. Regardless of the type of rock, stone or gravel you're working with, it is essential to pin professional landscape fabric on the ground prior to spreading your gravel so that weeds and grass do not grow through. The additional upfront labour and cost will save you the stress later on.

At Viking, we supply and/or install all rocks, stone, and gravel. *\*additional charges apply to all spreading services*



# How Much Do You Need?

Below is a chart outlining how much stone and gravel you require based on the square footage of coverage, and desired depth of stone. Please note that all calculations are approximate.

How Much River Rock Do You Need?					
DEPTH OF SOIL	1 CUBIC YARD	1.5 CUBIC YARDS	2 CUBIC YARDS	2.5 CUBIC YARDS	3 CUBIC YARDS
1/4 Inch Depth	n/a	n/a	n/a	n/a	n/a
1/2 Inch Depth	n/a	n/a	n/a	n/a	n/a
1 Inch Depth	n/a	n/a	n/a	n/a	n/a
3 Inches Depth	110	160	215	270	325
6 Inches Depth	55	80	110	135	160
12 Inches Depth	25	40	55	65	80
<div> <div></div> <div>Above is the area in SQUARE FEET the soil will cover</div> <div></div> </div>					
*PLEASE NOTE that due to the average size of the large River Rock, there is a minimum that depth can be calculated					

How Much Gravel Do You Need?					
DEPTH OF SOIL	1 CUBIC YARD	1.5 CUBIC YARDS	2 CUBIC YARDS	2.5 CUBIC YARDS	3 CUBIC YARDS
1/4 Inch Depth	n/a	n/a	n/a	n/a	n/a
1/2 Inch Depth	n/a	n/a	n/a	n/a	n/a
1 Inch Depth	325	490	650	810	960
3 Inches Depth	110	160	215	270	325
6 Inches Depth	55	80	110	135	160
12 Inches Depth	25	40	55	65	80
<div> <div></div> <div>Above is the area in SQUARE FEET the soil will cover</div> <div></div> </div>					



# Stone Options



## LOCAL RIVER ROCK

Available sizes:

- 1" inch (extra small)
- 1"-3" inch (small)
- 3"-6" inch (large)

**\$200 delivery \$300 spread**



## GRANITE RIVER ROCK

Available sizes:

- 1" inch (extra small)
- 1"-3" inch (small)
- 3"-6" inch (large)

**\$290 delivery \$390 spread**



## 3/4 CLEAR GRAVEL

A crushed, washed limestone gravel that is most commonly used for drainage.


**\$150 delivery \$250 spread**



## 1" WHITE DOLOMITE/MARBLE

A crushed, decorative gravel that has a shiny bright-white colour.

**\$280 delivery \$380 spread**



## PEA GRAVEL

A washed round gravel that is a mix of grey and tan colours.

**\$150 delivery \$250 spread**



## GRANITE PEA STONE

Small round gravel that is a brightly coloured alternative to local pea stone.

**\$290 delivery \$390 spread**



## HIGH PERFORMANCE BEDDING (HPB)

Crushed, washed limestone that is about 1/4" in size. Replacement for screening.

**\$150 delivery \$250 spread**



## LIMESTONE SCREENING

Fine consistency that when compacted, makes it a perfect base material.

**\$150 delivery \$250 spread**



## CRUSHER RUN

3/4" or smaller gravel that can be used to create a hard, packed surface.

**\$150 delivery \$250 spread**



### **3/4" RED CHIP BRICK**

Crushed gravel that is commonly used as ground cover for driveways, patios, and walkways.

**\$265 delivery \$365 spread**



### **3/8" RED CHIP BRICK**

Crushed gravel that is commonly used as ground cover for driveways, patios, and walkways.

**\$295 delivery \$395 spread**



### **1" - 2" BLACK GRANITE**

1" - 2" sized decorative crushed gravel that has a charcoal grey colour.

**\$275 delivery \$375 spread**



### **1" - 1.5" PINK GRANITE**

1" - 1.5" sized decorative, crushed gravel that has a bright pink colour.

**\$280 delivery \$380 spread**



### **YELLOW PEA STONE**

Small, round gravel that is a brightly coloured alternative to local pea stone.

**\$390 delivery \$490 spread**



# Stone Pricing - DELIVERY ONLY

MATERIAL	CUBIC YARDS					
	1	1.5	2	2.5	3	4
Local River Rock (all sizes)	\$200	\$270	\$350	\$420	\$480	\$660
Granite River Rock (all sizes)	\$290	\$435	\$535	\$660	\$760	\$1,050
3/4 Clear Limestone Gravel	\$150	\$210	\$250	\$300	\$340	\$490
1" White Dolomite/Marble	\$280	\$420	\$540	\$660	\$770	\$1,050
Pea Gravel	\$160	\$215	\$260	\$300	\$350	\$500
Granite Pea Stone	\$290	\$435	\$535	\$660	\$760	\$1,050
High Performance Bedding (HPB)	\$150	\$210	\$250	\$300	\$340	\$490
Limestone Screening	\$150	\$210	\$250	\$300	\$340	\$490
Crusher Run	\$150	\$210	\$250	\$300	\$340	\$490
3/4" Red Chip Brick	\$265	\$350	\$440	\$535	\$600	\$850
3/8" Red Chip Brick	\$295	\$440	\$550	\$660	\$775	\$1,050
1" - 2" Black Granite	\$275	\$360	\$475	\$550	\$650	\$925
1" - 1.5" Pink Granite	\$280	\$425	\$525	\$650	\$750	\$1,030
Yellow Pea Stone	\$390	\$535	\$635	\$760	\$860	\$1,200



# Stone Pricing - DELIVERY and SPREADING

MATERIAL	CUBIC YARDS					
	1	1.5	2	2.5	3	4
Local River Rock (all sizes)	\$300	\$450	\$600	\$750	\$900	\$1,200
Granite River Rock (all sizes)	\$390	\$585	\$780	\$975	\$1,170	\$1,560
3/4 Clear Gravel	\$250	\$375	\$500	\$625	\$750	\$1,000
1" White Dolomite/Marble	\$380	\$570	\$760	\$950	\$1,140	\$1,520
Pea Gravel	\$260	\$390	\$520	\$650	\$780	\$1,040
Granite Pea Stone	\$390	\$585	\$780	\$975	\$1,170	\$1,560
High Performance Bedding (HPB)	\$250	\$375	\$500	\$625	\$750	\$1,000
Limestone Screening	\$250	\$375	\$500	\$625	\$750	\$1,000
Crusher Run	\$250	\$375	\$500	\$625	\$750	\$1,000
3/4" Red Chip Brick	\$365	\$550	\$730	\$910	\$1,095	\$1,460
3/8" Red Chip Brick	\$395	\$590	\$790	\$990	\$1,185	\$1,580
1" - 2" Black Granite	\$375	\$560	\$750	\$940	\$1,125	\$1,500
1" - 1.5" Pink Granite	\$380	\$570	\$760	\$950	\$1,140	\$1,520
Yellow Pea Stone	\$490	\$735	\$980	\$1,225	\$1,470	\$1,960

# Fresh Kentucky Bluegrass Sod

Sometimes overseeding is just not enough. If your grass is badly damaged, or if no grass has ever been planted, you may decide to install sod. Sod is a roll of established grass with a soil base that instantly transforms your unfinished space into a lush and beautiful lawn.

## Sod Delivery and D.I.Y. Kits

If you'd like to install your own sod, Viking can provide you with the sod rolls and topsoil you need to Do-It-Yourself. If you have existing grass, we will remove it for you (rototilling), deliver our fresh Kentucky Bluegrass rolls to your front or backyard, and provide some helpful guidance so that you can get the job done!

**Price:** Our sod rolls are 6' x 1.5' = 9 square feet each. There are various factors that vary the price of sod delivery. Please contact us for a quote.

*\*Sod delivery and D.I.Y. Kits are available all season.*



# Complete Lawn Restoration and Installation

If you would rather leave it up to us, Viking takes care of the whole job! You can sit back and relax as we:


- Rototill your existing lawn (if applicable)
- Dispose of the old soil and turf
- Deliver and spread of fresh top soil
- Deliver and install your Kentucky Bluegrass sod

**Price:** Complete new lawn installations will vary in price between \$1.00 and \$3.00 per square foot, depending on the specifics of your project. Contact us for a quote.





# Get in touch with us



**WWW.VIKINGSOIL.CA**



**CONTACT@VIKINGSOIL.CA**



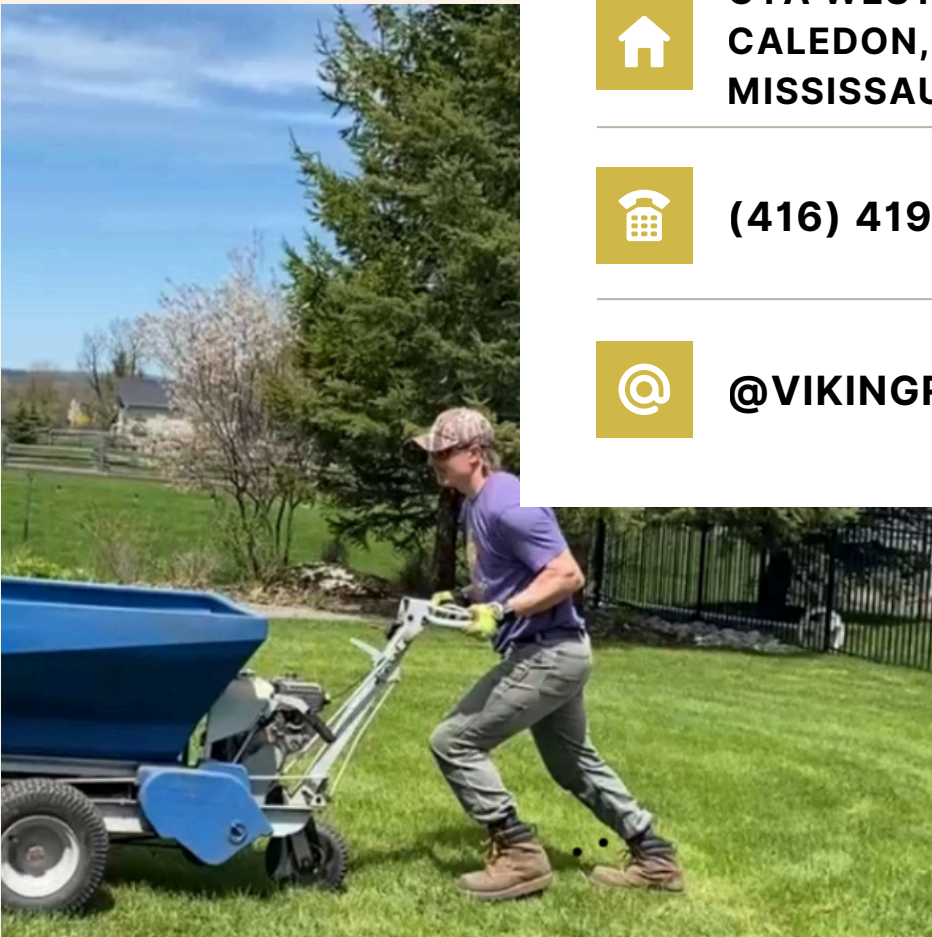
**GTA WEST, ORANGEVILLE,  
CALEDON, BRAMPTON,  
MISSISSAUGA, OAKVILLE**



**(416) 419-3510**



**@VIKINGRENO**



Operating hours  
7:00am - 9:00pm